

ASX RELEASE

29 January 2026

Quarterly Activities and Appendix 4C December 2025

- MyEco Group achieved all-time record quarterly sales of MyEcoBag® products of \$1.7m in Q2 FY26, up 68.0% quarter on quarter (QoQ) and up 4.0% on the prior corresponding period (PCP)
- Q2 FY26 total sales were \$4.0m, up 7.4% QoQ and down 1.0% PCP due to timing differences in distributions to existing council customers, with some orders scheduled for delivery in Q3 FY26
- Strong improvement in Q2 FY26 net operating cash outflows on PCP: \$0.1m in Q2 FY26 compared to \$1.4m in Q2 FY25
- Gross margin of 24.7% in H1 FY26, up on PCP of 23.0%
- Material reduction in cost base following the successful operational restructure in H1 FY26.
- H1 FY26 Normalised EBITDA¹ expected to be in the range of -\$1.0m to -\$1.1m (versus PCP of \$1.9m)²
- Cash balance of \$2.6m at 31 December 2025, with no bank debt and an unused financing facility of up to \$1.0m,³ which was renewed in January 2026 and is repayable by 31 January 2027 and can be renewed by mutual agreement.

The Board of MyEco Group Ltd (ASX: MCO, “MyEco Group” or “the Company”), a leading developer and manufacturer of sustainable packaging and materials, presents its Quarterly Activities Report and Appendix 4C Quarterly Cash Flow Statement for the December 2025 quarter. All figures are in A\$ and are provided on an unaudited basis.

¹ EBITDA stands for earnings before interest, taxes, depreciation, and amortisation. EBITDA is a non-IFRS measure and is presented to provide users with additional insight into the Company's business and to facilitate incremental understanding of the Company's underlying financial performance. Non-IFRS information is not audited.

² H1 FY25 (PCP) Normalised EBITDA excludes the non-recurring restructuring costs of \$0.100 million arising from the estimated make-good cost for the relocation of the product development centre and head office.

³ The drawn amount at any given time is a maximum of \$1.0 million and cannot exceed 80% of eligible trade receivables held by Cardia Bioplastics Australia (wholly owned subsidiary of MyEco Group). As at 31 December 2025, the available facility based on eligible trade receivables was \$734,953 with nil drawn.

The following Sales Update was announced in MyEco Group's 15 January 2026 ASX release.

Sales Update

Retail Channels

Global MyEco® Products

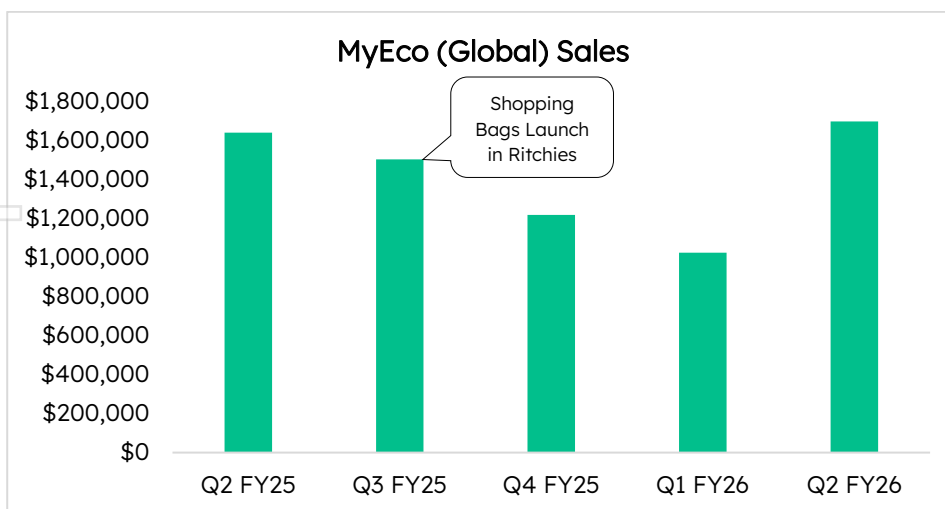
Q2 FY26 sales were up 68.0% QoQ and up 4.0% on PCP. MyEcoBag® products achieved record quarterly sales with over \$1.7m during the quarter. This was driven by record quarterly sales of \$1.5m in Australia, being the Company's largest market which delivered growth of 50.2% QoQ and 24.5% on PCP.

Total sales in H1 FY26 increased 5.5% on PCP, with strong growth in Australia offsetting lower sales in the USA. Despite the ongoing U.S. tariff policy changes MyEco Group saw some recovery in the U.S. in Q2 FY26, delivering sales of \$0.3m which are up 424.5% QoQ, although these sales are down 46.3% on PCP.

The Company continues to hold the category leadership position in compostable bin liners and kitchen caddies across both Coles and Woolworths, with compostable carry-bag sales remaining steady in Ritchies. MyEco® products currently hold a 40% market share across 858 Coles stores⁴ and a 63% market share across 1,111 Woolworths stores⁵.

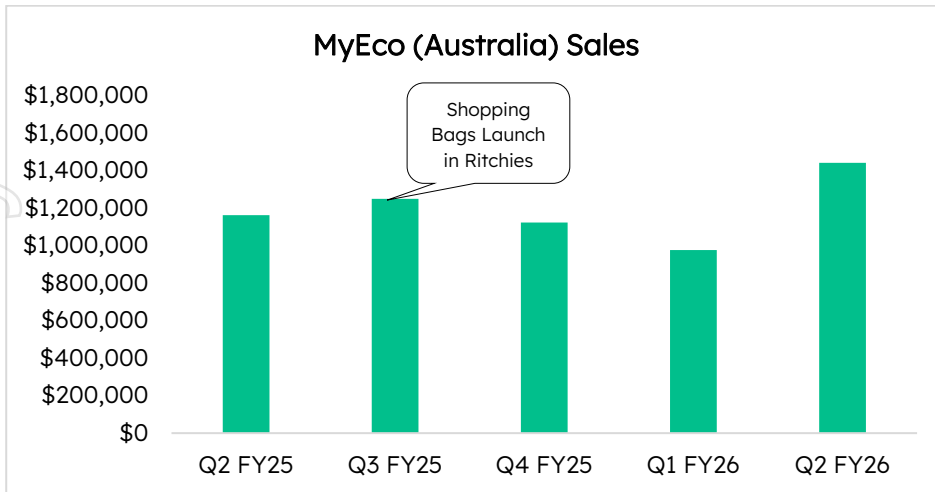
Growth of MyEco® branded products continues to drive the Company's strategy to become a leader in sustainable products and solutions with the Company intending to expand its product range in Australia retail in the near term.

As part of its initiatives to grow sales to independent Australian supermarkets, the Company is expanding its network of independent distributors. The focus abroad is to grow sales in "big box" store markets in Mexico and Canada to help mitigate uncertainty in trading conditions resulting from recent U.S. Government tariff policy changes.



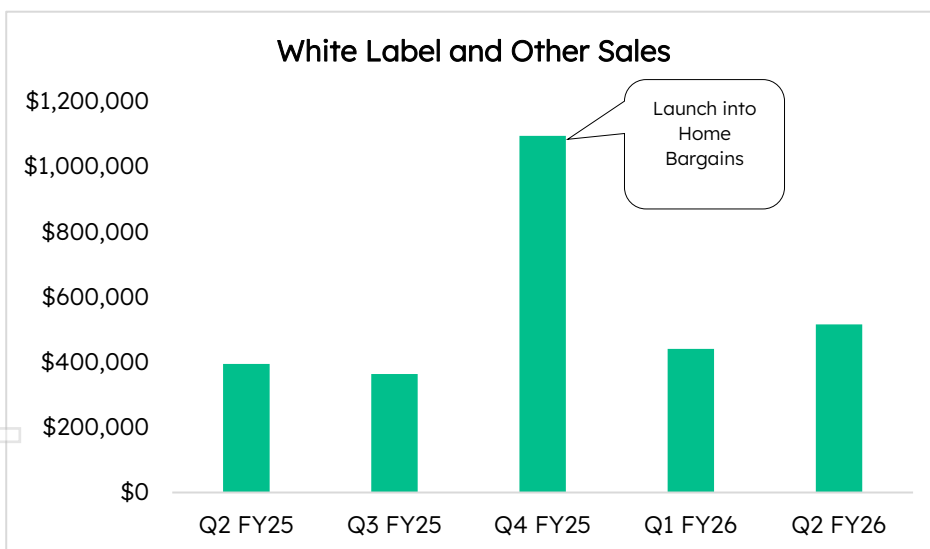
⁴ IRI Scan Data 22/1/25 to 20/1/26

⁵ Quantum Scan Data 22/1/25 to 20/1/26



White Label

Q2 FY26 sales increased to \$0.5m, up 17.0% QoQ and up 30.6% on PCP. H1 FY26 sales were down 4.0% on PCP, reflecting ongoing uncertainty associated with recent changes in U.S. Government tariff policies. Subject to sell-through results from the initial supply to UK-based Home Bargains, further orders from this customer may support white label product sales in H2 FY26. The Company has also received initial orders from a major global distributor for the supply of compostable shopping bags. These orders are expected to contribute to H2 FY26 performance, with a further update expected following rollout to retail stores.



Council and Waste Channel

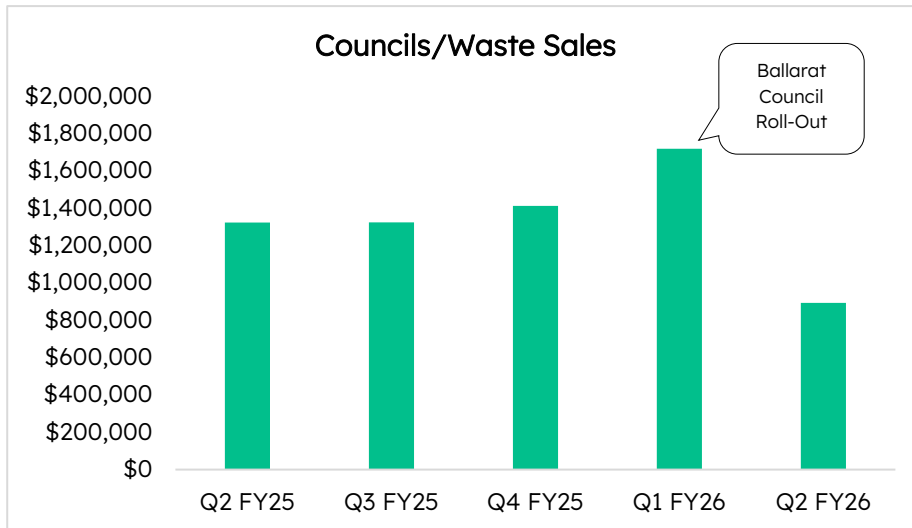
Q2 FY26 sales were down 48.0% QoQ following strong Q1 FY26 sales, which included \$0.9 million from the Ballarat Council FOGO (Food Organics Garden Organics) rollout, resulting in a higher comparative base.

On a PCP basis, Q2 FY26 sales were down 32.5%, impacted by timing of deliveries to existing customers, with \$0.3m of deliveries occurring in Q3 FY26 rather than Q2 FY26.

H1 FY26 sales were up 20.5% on PCP driven by the very successful FOGO rollout of compostable bin liners with Ballarat Council.

For personal use only

The Company supplies to 59 councils in Australia, and expects that there will be further rollouts of FOGO programs aimed at diverting food waste from landfill to organic composting. Council sales are expected to grow in FY26, supported by continued FOGO program rollouts and increasing household adoption. This trend is particularly evident in NSW where from 1 July 2026 supermarkets, institutions, and hospitality businesses will be required to implement a source separated food organics waste collection service. The NSW Government has also mandated universal household FOGO services by July 2030.



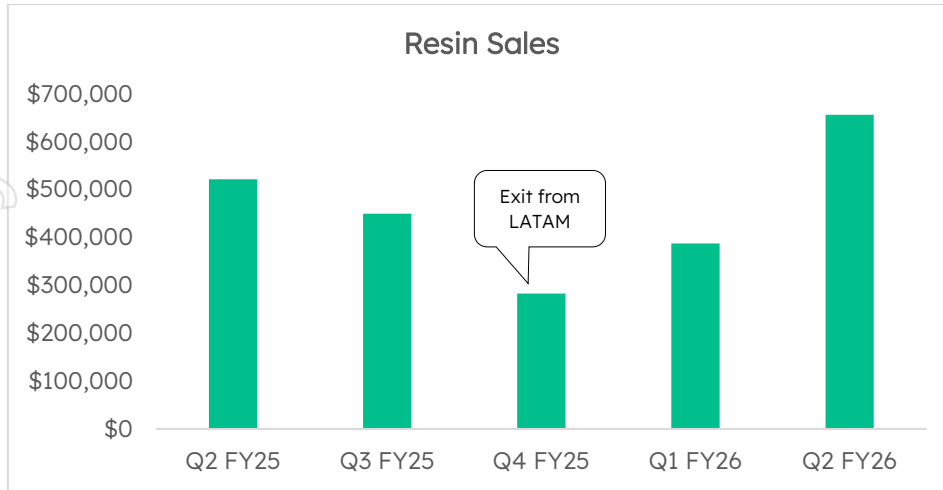
Corporate Channel

Resin

Sales were \$0.7m in Q2 FY26, up 69.3% QoQ and 25.9% on PCP. The Q2 FY26 sales result reflects increased resin sales to major converters and strategic partners.

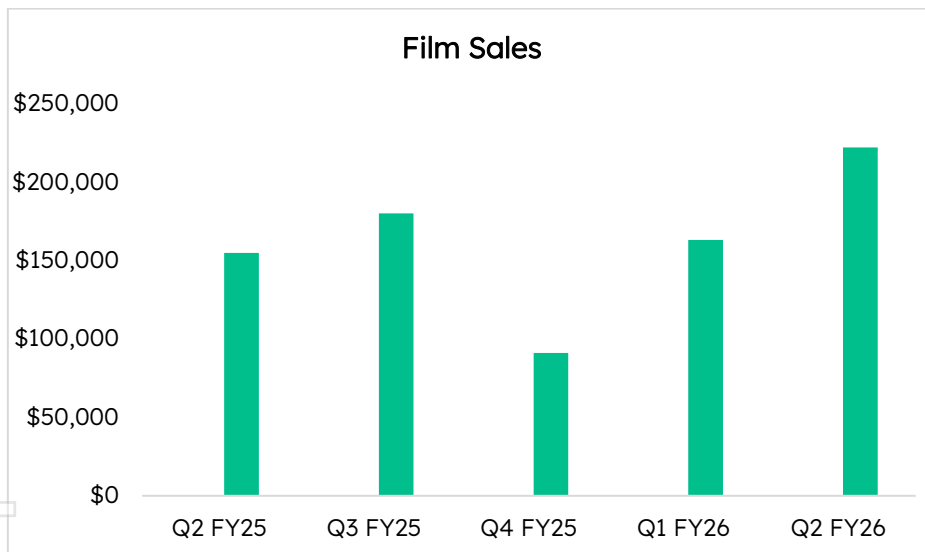
H1 FY26 sales were down 32.8% on PCP continuing to reflect the Company's exit from local sales and distribution of resin products within LATAM. As previously advised, MyEco Group continues to prioritise resin capacity for the manufacture of its own MyEco® products, while managing ongoing volatility in resin market conditions.

The Group is also progressing the development of more technologically advanced resins, in collaboration with the Solving Plastic Waste Cooperative Research Centre and leading Australian universities, to enhance sustainability outcomes and broaden applications for compostable packaging.



Film

Film sales represent a relatively small component of the business and the Q2 FY26 sales of \$0.2m were up 36.2% QoQ and 43.2% on PCP. H1 FY26 sales were down 1.2% on PCP. The Company is actively developing distribution channels to support the expansion of its compostable and sustainable film products. New supply opportunities are being pursued for magazine wrapping film and sales could grow further if the new clearer grade developed by MyEco Group is approved by the market.



Cash Flow Update

The Q2 FY26 net operating cash outflows of \$0.1m was a significant improvement on the \$1.4m operating cash outflow in Q2 FY25, as the benefits of the successful operational restructure in H1 FY26 start to be realised.

Cash receipts from customers in Q2 FY26 were \$4.5m, up \$0.5m QOQ due to higher sales in Q2 FY26 and customer deposits received in advance of delivery of the goods and recognition of the sale. Cash payments to suppliers/employees in Q2 FY26 were \$4.6m, up \$0.1m QOQ.

Capital expenditure (investing cash outflows) amounted to \$0.02m during the quarter.

The net financing cash outflows of \$0.2m comprise \$157,288 of principal lease payments recognised under IFRS 16 and \$42,478 of interest paid on convertible notes and related party loans during the quarter.

The cash balance as at 31 December 2025 was \$2.6m, with no bank debt, and an unused financing facility of up to \$1.0m⁶, which was renewed in January 2026 and is repayable by 31 January 2027 and can be renewed by mutual agreement.

Pursuant to ASX Listing Rule 4.7C, as noted in item 6.1 of the Company's Appendix 4C Cashflow Statement, payments made to related parties and their associates totals \$155,587 for Q2 FY26 relating to Directors' remuneration and fees.

Outlook

MyEco Group continues to pursue growth in accordance with the sales strategies by channel as described in the Chairman's address at the last annual general meeting of shareholders (see ASX announcement dated 13 November 2025).

Growth indicators and opportunities specifically for H2 FY26 in the Company's major sales channels include:

Retail Channels (Global MyEco® Products and White Label)

- Expansion of the MyEco® branded product range within Australian retail
- Receipt of initial orders for compostable shopping bags for Australia from a new global distributor with rollout expected during H2 FY26
- Pending evaluation of instore sales for compostable pet waste bags within Home Bargains in the UK and potential further orders of the Company's white label product range subject to this retailer's sell-through results
- Sales growth trends of existing product stock keeping units (SKUs) within Coles and Woolworths where MyEcoBag® has category leadership
- Expanding sales globally to a "big box" retailer in Mexico which forms part of the mitigating strategy relating to recent U.S. Government tariff policy changes.

Councils and Waste Channel

- Current FOGO contracted volumes, alongside the continued rollout of FOGO programs and increasing household adoption of food waste diversion to organic composting.

To drive further growth beyond H2 FY26, sales and marketing efforts are being ramped up to accommodate the 1 July 2026 NSW Government mandate for supermarkets, institutions and hospitality businesses to comply with organic waste separation requirements.

⁶ The drawn amount at any given time is a maximum of \$1.0 million and cannot exceed 80% of eligible trade receivables held by Cardia Bioplastics Australia (wholly owned subsidiary of MyEco Group). As at 31 December 2025, the available facility based on eligible trade receivables was \$734,953 with nil drawn.

While the Victorian Government has yet to release a formal decision on the Draft Service Standard, that proposes a ban on compostable bin liners in the FOGO waste stream, the Company continues to advocate, in conjunction with the Australian Bioplastics Association (ABA) and the Australian Organics Recycling Association (AORA), for a policy outcome that aligns with other Australian jurisdictions that enthusiastically support certified compostable liners.

MyEco Group continues to work with the Australian Government funded Solving Plastic Waste Cooperative Research Centre and the projects are progressing in alignment with the milestones agreed with the Federal Government.

The Company also expects to continue delivering a material reduction in its cost base following the successful operational restructure in H1 FY26. The operational restructure has materially reduced costs in FY26, while increasing flexibility to scale production through production partners that are better aligned to support MyEco Group's sales and distribution at lower capital cost.

MyEco Group is encouraged by the strong improvement in operating cash flows in the latest quarter, driven by operational restructuring initiatives and working capital improvements. MyEco Group is confident that its refocused sales strategy and operational restructuring initiatives position it well to drive long-term sales growth to achieve positive EBITDA.⁷

This announcement was authorised for release by the Board of MyEco Group Ltd.

For more information, please contact:

Marie de Perthuis
CEO
+61 450 051 901
mdeperthuis@myeco.group

⁷ EBITDA stands for earnings before interest, taxes, depreciation, and amortisation. EBITDA is a non-IFRS measure and is presented to provide users with additional insight into the Company's business and to facilitate incremental understanding of the Company's underlying financial performance. Non-IFRS information is not audited.

About MyEco Group Ltd (ASX: MCO) About MyEco Group Ltd (ASX: MCO)

MyEco Group Ltd (ASX: MCO) is a leading developer and manufacturer of sustainable packaging and materials. MyEco Group supplies its packaging products, proprietary biodegradable and compostable resins, and films to a blue-chip global customer base. MyEco Group is integrated from resin production, into bags and film and can develop bespoke compostable solutions for a range of applications.

MyEco Group holds a strong patent portfolio and a brand that is growing both domestically and internationally.

The Company's headquarters and Global Product Development Centre are based in Melbourne, Australia. MyEco Group has a Product Development Centre and a manufacturing plant for resins and finished products in China.

MyEco Group has sales offices or representation in Australia, Malaysia, China, Mexico and the USA, with a network of reputable distributors across the Americas, Europe and Asia.

Disclaimer and Explanatory Notes Forward Looking Statements

This document may include forward looking statements. Forward looking statements include, but are not necessarily limited to, statements concerning MyEco Group's planned operational program and other statements that are not historic facts. When used in this document, the words such as "could", "plan", "budget", "estimate", "expect", "intend", "may", "potential", "should" and similar expressions are forward looking statements. Although MyEco Group believes its expectations reflected in these are reasonable, such statements involve risks and uncertainties, including but not limited to risks and uncertainties relating to impacts that may arise from Covid-19, and no assurance can be given that actual results will be consistent with these forward-looking statements. MyEco Group confirms that it is not aware of any new information or data that materially affects the information included in this announcement and that all material assumptions and technical parameters underpinning this announcement continue to apply and have not materially changed.

Appendix 4C

Quarterly cash flow report for entities subject to Listing Rule 4.7B

Name of entity

MYECO GROUP LTD

ABN

89 064 755 237

Quarter ended ("current quarter")

31 December 2025

Consolidated statement of cash flows	Current quarter \$A'000	Year to date (6 months) \$A'000
1. Cash flows from operating activities		
1.1 Receipts from customers	4,524	8,493
1.2 Payments for		
(a) research and development	(76)	(178)
(b) product manufacturing and operating costs	(3,105)	(5,969)
(c) advertising and marketing	(326)	(648)
(d) leased assets		
(e) staff costs	(771)	(1,653)
(f) administration and corporate costs	(308)	(626)
1.3 Dividends received (see note 3)		
1.4 Interest received	1	4
1.5 Interest and other costs of finance paid	(4)	(24)
1.6 Income taxes paid		
1.7 Government grants and tax incentives		
1.8 Other (provide details if material)		
1.9 Net cash from / (used in) operating activities	(65)	(601)
2. Cash flows from investing activities		
2.1 Payments to acquire or for:		
(a) entities		
(b) businesses		

For personal use only

	(c) property, plant and equipment	(16)	(58)
	(d) investments		
	(e) intellectual property		
	(f) other non-current assets		
2.2	Proceeds from disposal of:		
	(a) entities		
	(b) businesses		
	(c) property, plant and equipment		
	(d) investments		
	(e) intellectual property		
	(f) other non-current assets		
2.3	Cash flows from loans to other entities		
2.4	Dividends received (see note 3)		
2.5	Other (provide details if material)		
2.6	Net cash from / (used in) investing activities	(16)	(58)

3.	Cash flows from financing activities		
3.1	Proceeds from issues of equity securities (excluding convertible debt securities)		
3.2	Proceeds from issue of convertible debt securities		
3.3	Proceeds from exercise of options		
3.4	Transaction costs related to issues of equity securities or convertible debt securities		
3.5	Proceeds from borrowings		
3.6	Repayment of borrowings		
3.7	Transaction costs related to loans and borrowings		
3.8	Dividends paid		
3.9	Other (principal component of lease payments and interest on convertible notes and related party loans)	(200)	(378)
3.10	Net cash from / (used in) financing activities	(200)	(378)

4.	Net increase / (decrease) in cash and cash equivalents for the period		
4.1	Cash and cash equivalents at beginning of period	2,860	3,618
4.2	Net cash from / (used in) operating activities (item 1.9 above)	(65)	(601)
4.3	Net cash from / (used in) investing activities (item 2.6 above)	(16)	(58)
4.4	Net cash from / (used in) financing activities (item 3.10 above)	(200)	(378)
4.5	Effect of movement in exchange rates on cash held	4	2
4.6	Cash and cash equivalents at end of period	2,583	2,583

5.	Reconciliation of cash and cash equivalents at the end of the quarter (as shown in the consolidated statement of cash flows) to the related items in the accounts	Current quarter \$A'000	Previous quarter \$A'000
5.1	Bank balances	2,583	2,860
5.2	Call deposits	-	-
5.3	Bank overdrafts	-	-
5.4	Other (provide details)	-	-
5.5	Cash and cash equivalents at end of quarter (should equal item 4.6 above)	2,583	2,860

6.	Payments to related parties of the entity and their associates	Current quarter \$A'000
6.1	Aggregate amount of payments to related parties and their associates included in item 1	156
6.2	Aggregate amount of payments to related parties and their associates included in item 2	

Note: if any amounts are shown in items 6.1 or 6.2, your quarterly activity report must include a description of, and an explanation for, such payments.

7.	Financing facilities <i>Note: the term “facility” includes all forms of financing arrangements available to the entity. Add notes as necessary for an understanding of the sources of finance available to the entity.</i>	Total facility amount at quarter end \$A'000	Amount drawn at quarter end \$A'000
7.1	Loan facilities	735	-
7.2	Credit standby arrangements		
7.3	Other (please specify)		
7.4	Total financing facilities	735	
7.5	Unused financing facilities available at quarter end		735
	Include in the box below a description of each facility above, including the lender, interest rate, maturity date and whether it is secured or unsecured. If any additional financing facilities have been entered into or are proposed to be entered into after quarter end, include a note providing details of those facilities as well.		
7.6	<p>On 28 February 2025, MyEco Group Ltd (ASX: MCO) (“the Company”) announced it had entered into a \$1.0 million secured debt facility with Tradeplus24 (TP24) to help fund the working capital requirements necessary to meet future sales growth expected in the second half of FY25, while being non-dilutive to existing shareholders.</p> <p>Key Terms of the Facility</p> <ul style="list-style-type: none"> • The drawn amount at any given time is a maximum of \$1.0 million and cannot exceed 80% of eligible trade receivables held by Cardia Bioplastics Australia (wholly owned subsidiary of MyEco Group) • The interest rate of the Facility is a sum of the 30-day bank bill swap rate bid rate as at midday on the first working day of each month, plus a fixed margin of 8.0%. At the time of entering into the facility, the interest rate was 12.3176% per annum. Interest is only payable on amount drawn out of the facility at any given time. • The facility was renewed in January 2026 and is repayable by 31 January 2027 and can be renewed by mutual agreement. • The Facility is secured by a security interest over the trade receivables of Cardia Bioplastics Australia and all of the Company’s assets, a Deed of Subordination over intercompany loans of Cardia Bioplastics Australia, and the Company’s guarantee of the performance of Cardia Bioplastics Australia’s obligations <p>As at 31 December 2025, the available facility based on eligible trade receivables was \$734,953 with nil drawn.</p>		

8.	Estimated cash available for future operating activities	\$A'000
8.1	Net cash from / (used in) operating activities (item 1.9)	(65)
8.2	Cash and cash equivalents at quarter end (item 4.6)	2,583
8.3	Unused finance facilities available at quarter end (item 7.5)	735
8.4	Total available funding (item 8.2 + item 8.3)	3,318
	Estimated quarters of funding available (item 8.4 divided by item 8.1)	51.0
8.5	<i>Note: if the entity has reported positive net operating cash flows in item 1.9, answer item 8.5 as "N/A". Otherwise, a figure for the estimated quarters of funding available must be included in item 8.5.</i>	
8.6	If item 8.5 is less than 2 quarters, please provide answers to the following questions:	
	8.6.1	Does the entity expect that it will continue to have the current level of net operating cash flows for the time being and, if not, why not?
	Answer: N/A	
	8.6.2	Has the entity taken any steps, or does it propose to take any steps, to raise further cash to fund its operations and, if so, what are those steps and how likely does it believe that they will be successful?
	Answer: N/A	
	8.6.3	Does the entity expect to be able to continue its operations and to meet its business objectives and, if so, on what basis?
	Answer: N/A	
	<i>Note: where item 8.5 is less than 2 quarters, all of questions 8.6.1, 8.6.2 and 8.6.3 above must be answered.</i>	

Compliance Statement

- 1 This statement has been prepared in accordance with accounting standards and policies which comply with Listing Rule 19.11A.
- 2 This statement gives a true and fair view of the matters disclosed.

Date: 29 January 2026

Authorised by: By the board

(Name of body or officer authorising release – see note 4)

Notes

1. This quarterly cash flow report and the accompanying activity report provide a basis for informing the market about the entity’s activities for the past quarter, how they have been financed and the effect this has had on its cash position. An entity that wishes to disclose additional information over and above the minimum required under the Listing Rules is encouraged to do so.
2. If this quarterly cash flow report has been prepared in accordance with Australian Accounting Standards, the definitions in, and provisions of, AASB 107: Statement of Cash Flows apply to this report. If this quarterly cash flow report has been prepared in accordance with other accounting standards agreed by ASX pursuant to Listing Rule 19.11A, the corresponding equivalent standard applies to this report.
3. Dividends received may be classified either as cash flows from operating activities or cash flows from investing activities, depending on the accounting policy of the entity.
4. If this report has been authorised for release to the market by your board of directors, you can insert here: “By the board”. If it has been authorised for release to the market by a committee of your board of directors, you can insert here: “By the [name of board committee – eg Audit and Risk Committee]”. If it has been authorised for release to the market by a disclosure committee, you can insert here: “By the Disclosure Committee”.
5. If this report has been authorised for release to the market by your board of directors and you wish to hold yourself out as complying with recommendation 4.2 of the ASX Corporate Governance Council’s Corporate Governance Principles and Recommendations, the board should have received a declaration from its CEO and CFO that, in their opinion, the financial records of the entity have been properly maintained, that this report complies with the appropriate accounting standards and gives a true and fair view of the cash flows of the entity, and that their opinion has been formed on the basis of a sound system of risk management and internal control which is operating effectively.